



# Community Conversations

## on High School Enrollment Growth

Cascade HS Cafeteria - May 15, 2018, 6:00 – 7:30 p.m.

Everett HS Cafeteria – May 17, 2018, 6:00 – 7:30 p.m.

Jackson HS Annex – May 29, 2018, 6:00 – 7:30 p.m.



# Community Conversations

## Greetings and introductions

- Dr. Joyce Stewart, Deputy Superintendent
- Mike Gunn, Executive Dir. of Facilities & Operations
- Larry Fleckenstein, Assistant Superintendent

## Objectives

- The community will develop a strong understanding of projected district-wide enrollment growth and have the opportunity to discuss their concerns, thoughts and ideas



**We need your input!**

## **One on one conversations**

- What options do you prefer? Why?
- What are your thoughts, ideas, or concerns related to these or other options?

**District administrators be ready to report out by about 7:00 p.m.**



## What we are going to do tonight!

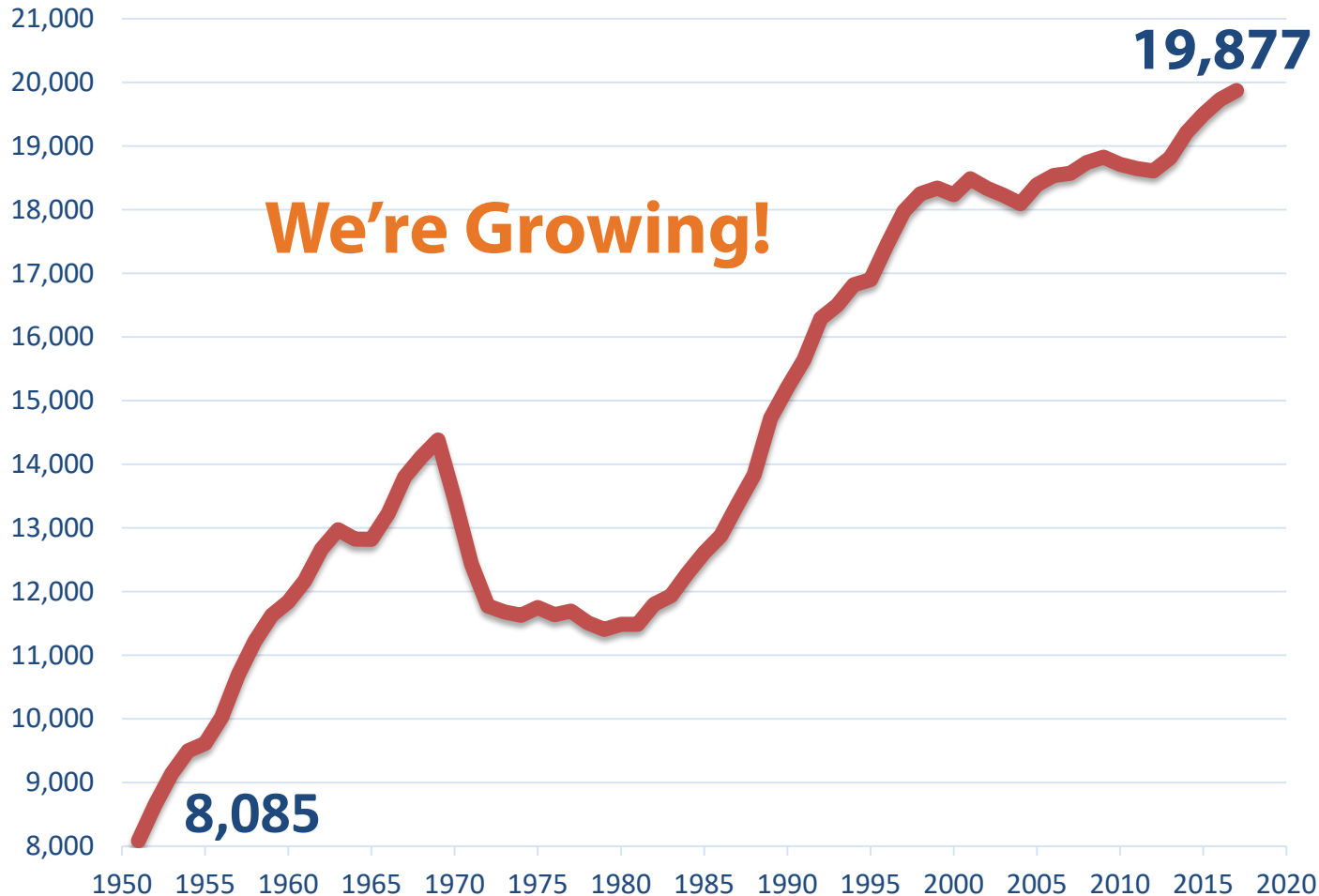
- Review updated district-wide enrollment projections through 2027
- Review specific projections for high school enrollments, capacities, and portable classrooms
- Be briefed on key options for responding to continuing high school enrollment growth (portables, boundary shifts, schedule shifts)
- One on one conversations with community members and district administrators
- Report-outs on key themes



# Community Conversations

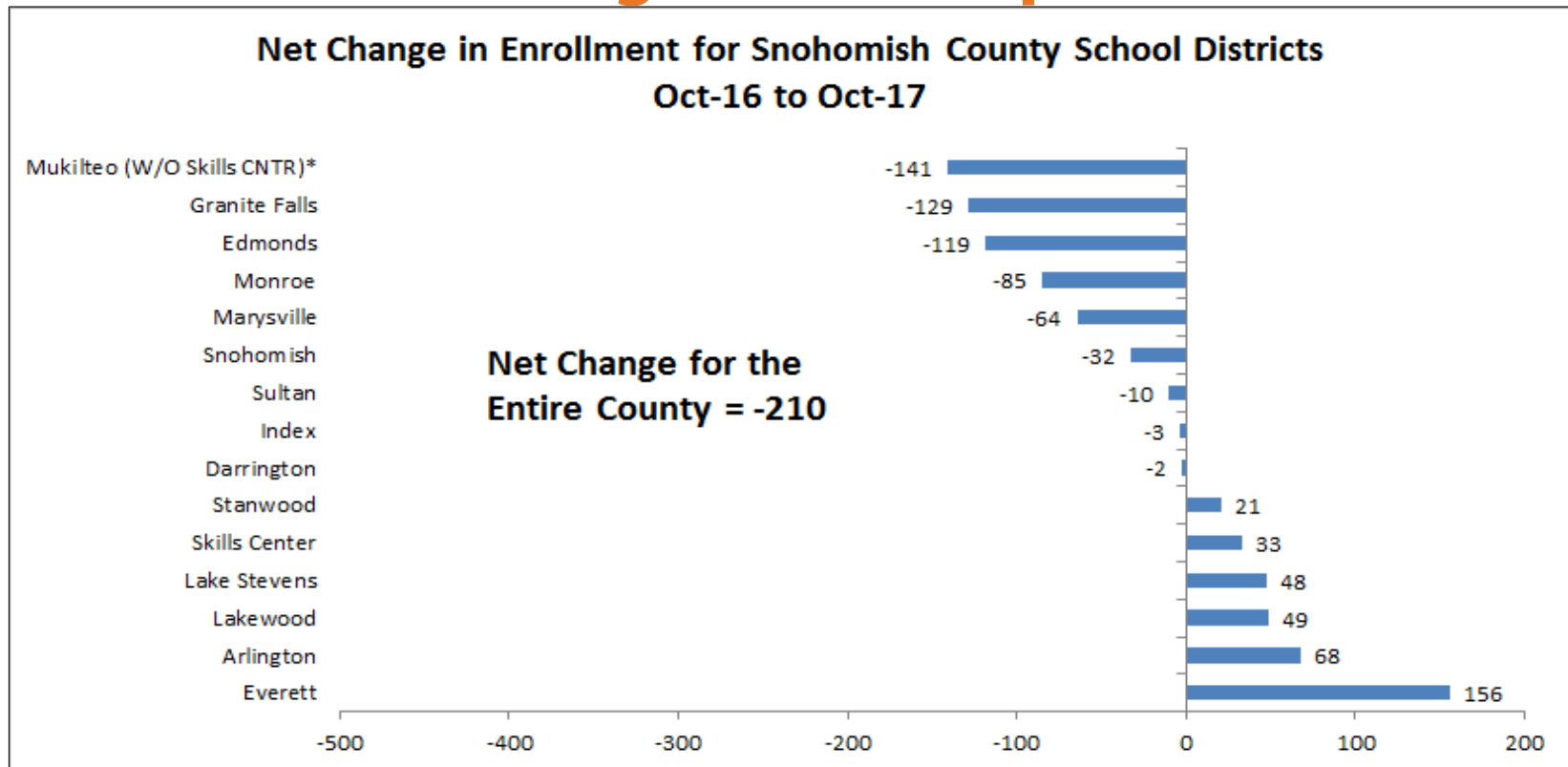


## Actual enrollment from 1951-2017





## EPS enrollment growth comparison

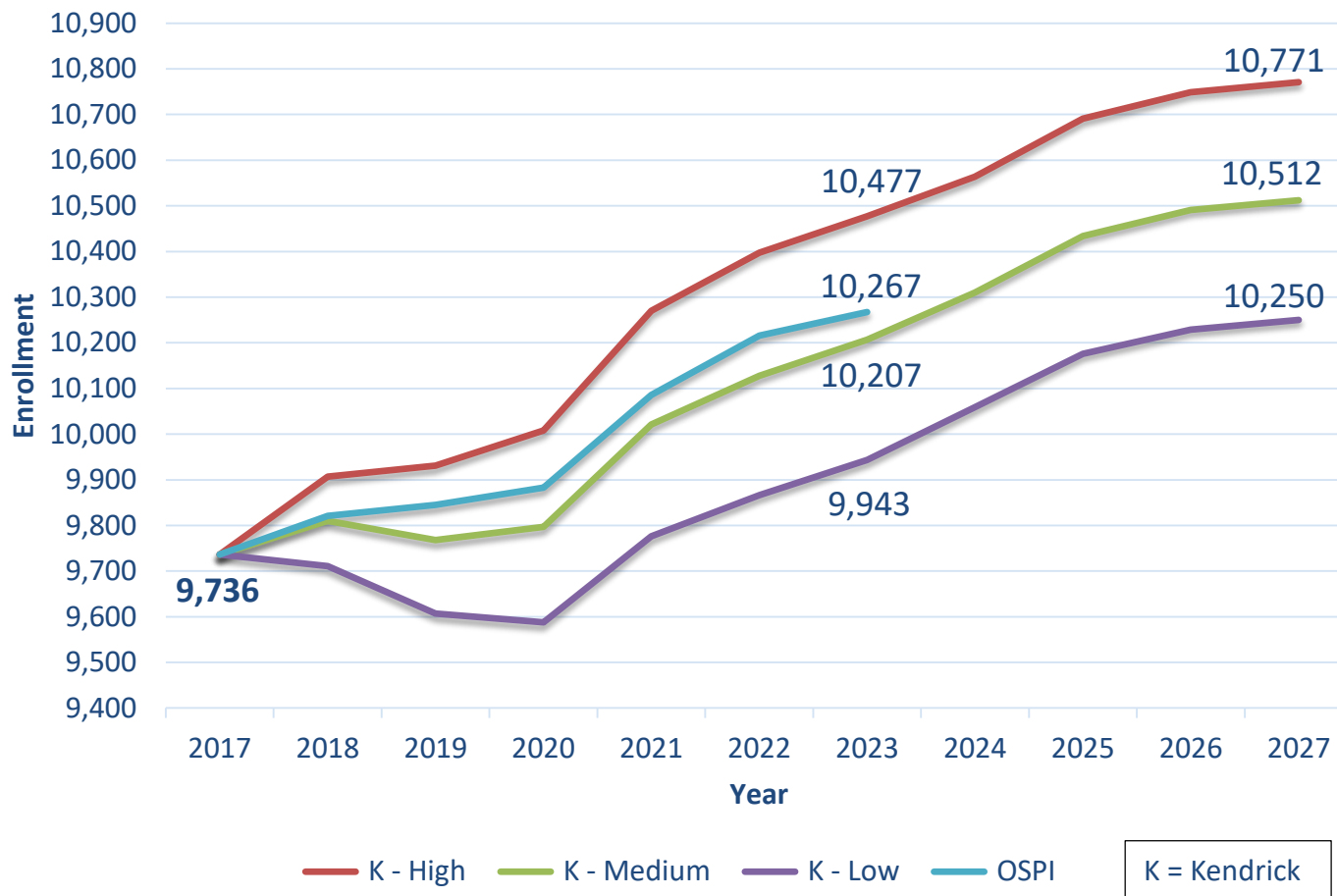


Source: Kendrick, William L. "Les". 2018. *Everett Public Schools Enrollment Trends and Projections Final Report*. Educational Data Solutions, LLC.  
[https://www.boarddocs.com/wa/waesd/Board.nsf/files/AWN56T7EA3C2/\\$file/Kendrick%20Final%20Report%2020180227.pdf](https://www.boarddocs.com/wa/waesd/Board.nsf/files/AWN56T7EA3C2/$file/Kendrick%20Final%20Report%2020180227.pdf)

# Community Conversations



## ES Enrollment Growth 2017-2027

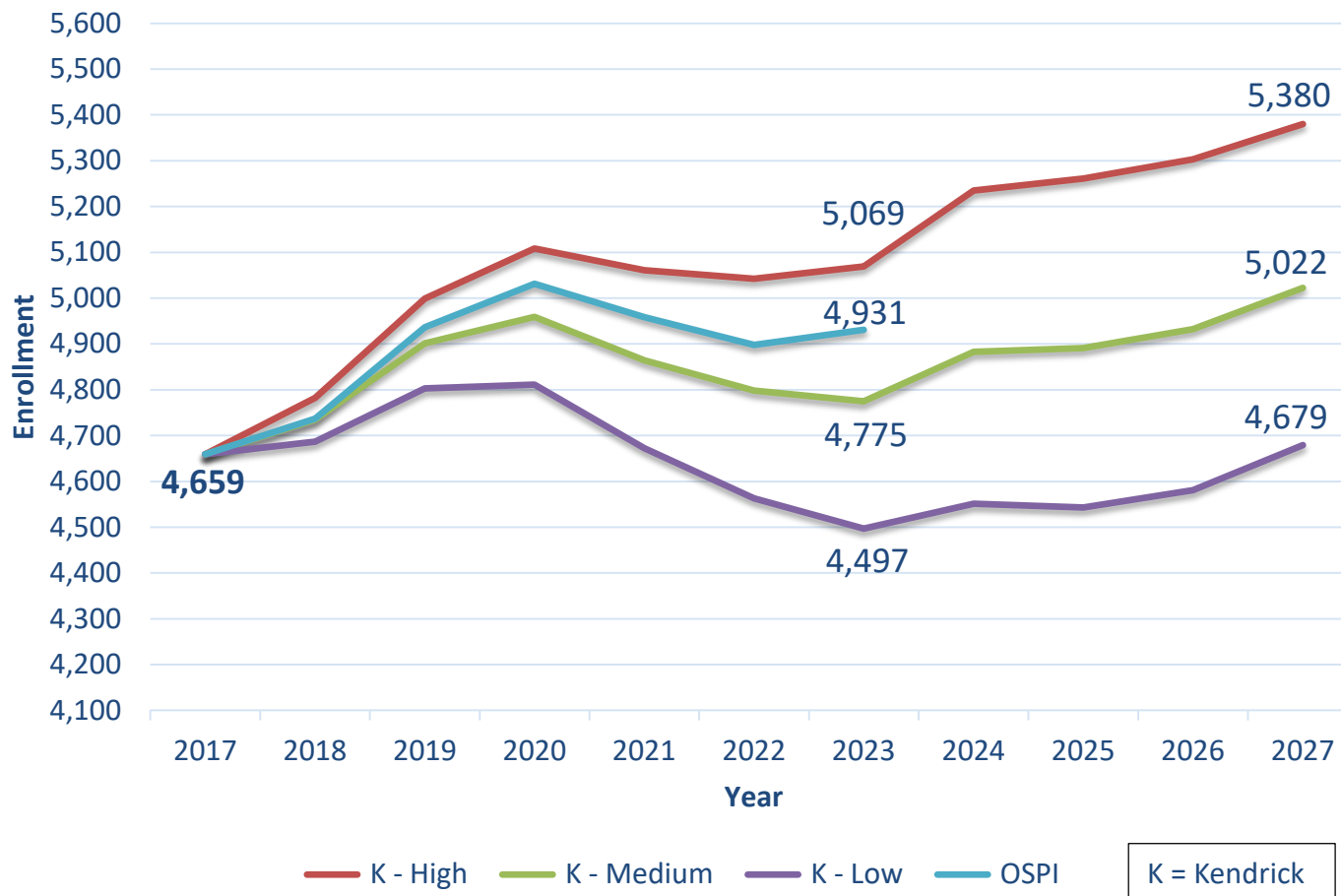


Source: Kendrick 2018 enrollment projections

# Community Conversations



## MS Enrollment Growth 2017-2027

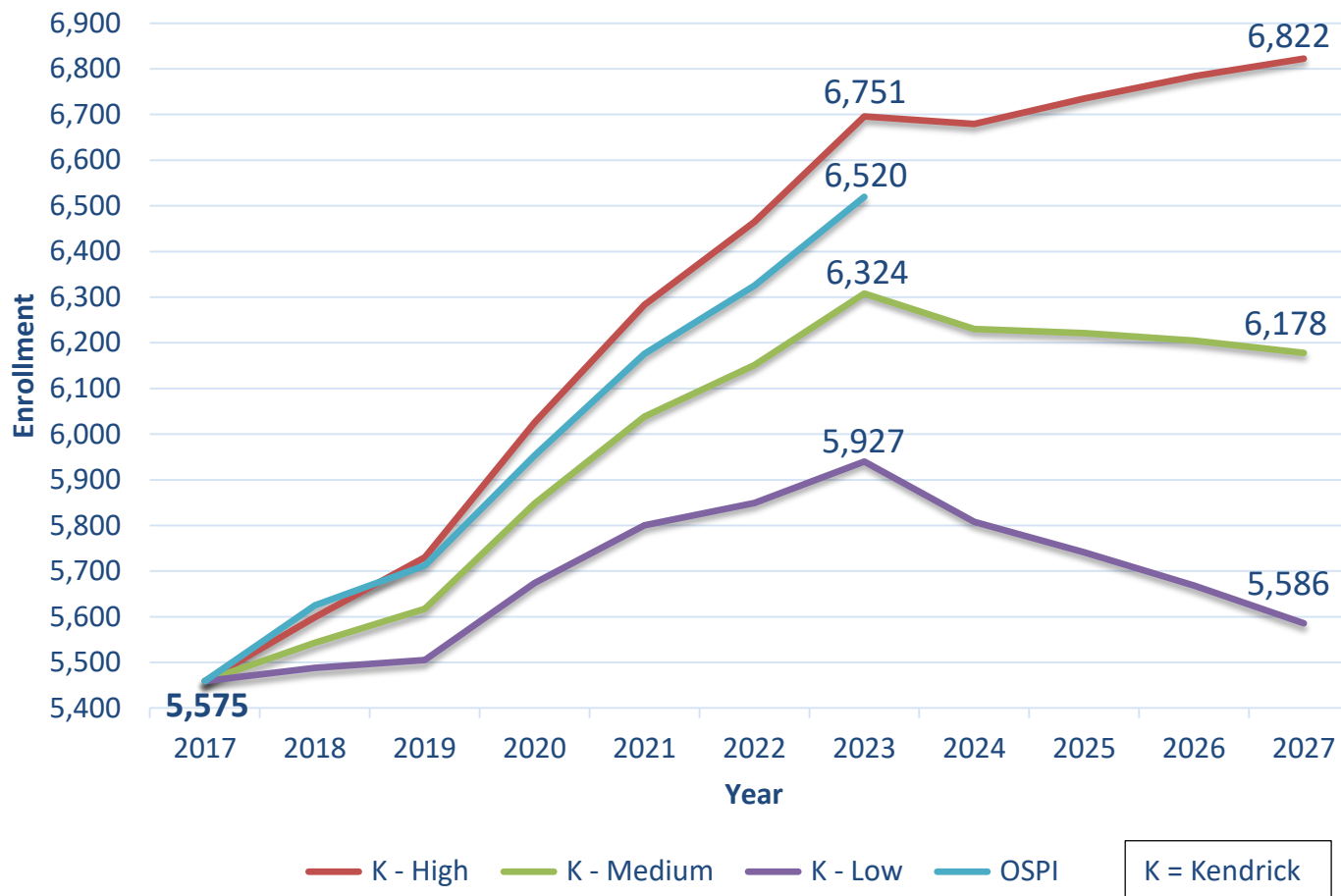


Source: Kendrick 2018 enrollment projections





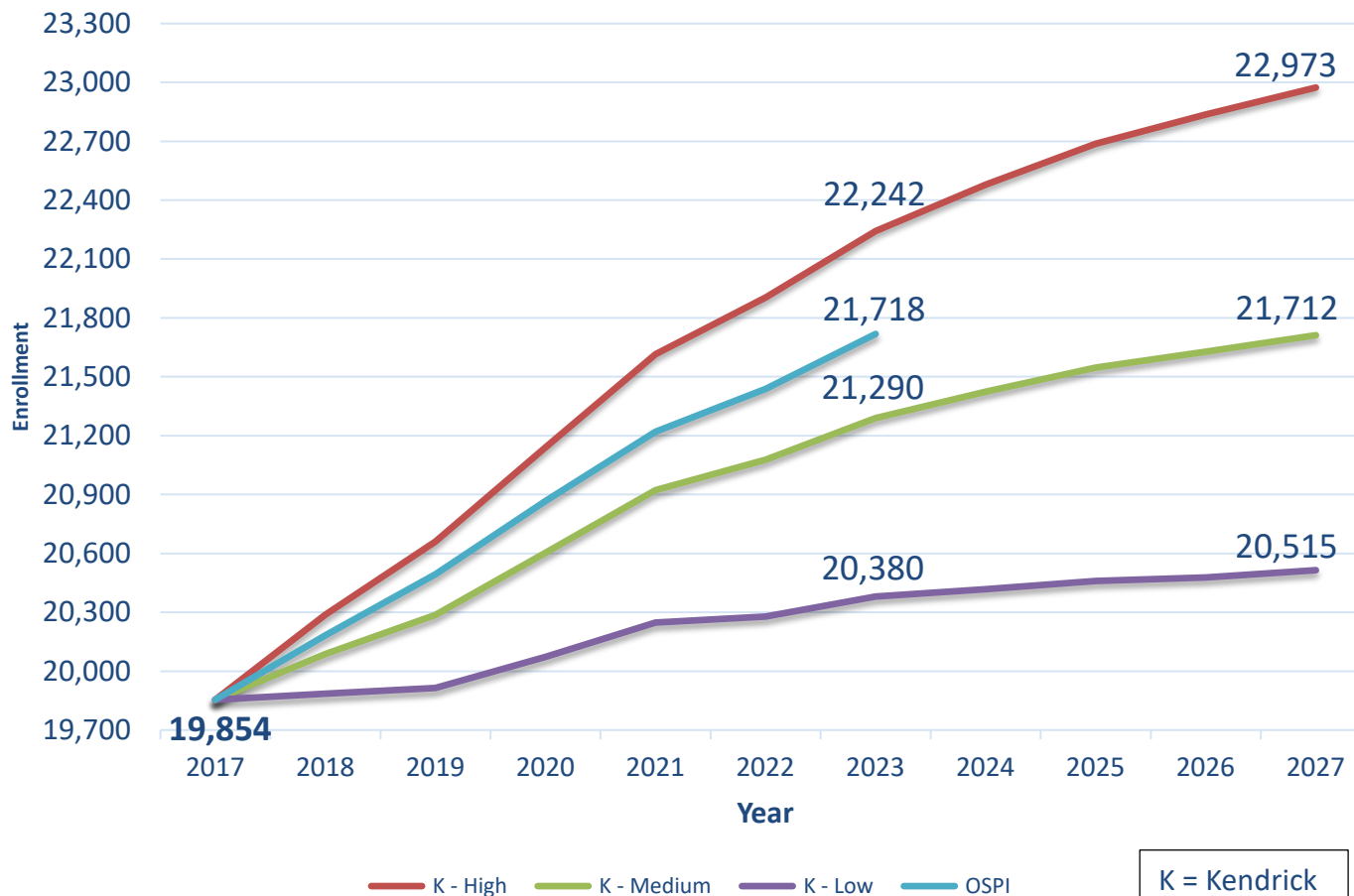
## HS Enrollment Growth 2017-2027



Source: Kendrick 2018 enrollment projections



## K-12 Enrollment Growth 2017-2027



Source: Kendrick 2018 enrollment projections



# Community Conversations

## 10 year increase of 1,858 students

Enrollment Projections	Actual 2017	Projected 2018	Projected 2021	Projected 2024	Projected 2027	Difference from 2017
Elementary	9,736	9,810	10,021	10,310	<b>10,512</b>	<b>776</b>
Middle	4,659	4,735	4,864	4,883	<b>5,022</b>	<b>363</b>
High	5,459	5,543	6,038	6,230	<b>6,178</b>	<b>719</b>
Total	19,854	20,088	20,923	21,423	<b>21,712</b>	<b>1,858</b>

Source: Kendrick 2018 medium range enrollment projections



## Growth is projected in all regions

Enrollment Projections	2017-23			2017-27		
	North	Central	South	North	Central	South
Elementary	175	103	165	227	212	306
Middle	-14	9	121	88	86	187
High	188	240	377	151	200	330
Total	349	352	663	466	499	823

Source: Kendrick 2018 medium range enrollment projections



## Portables are needed at all levels

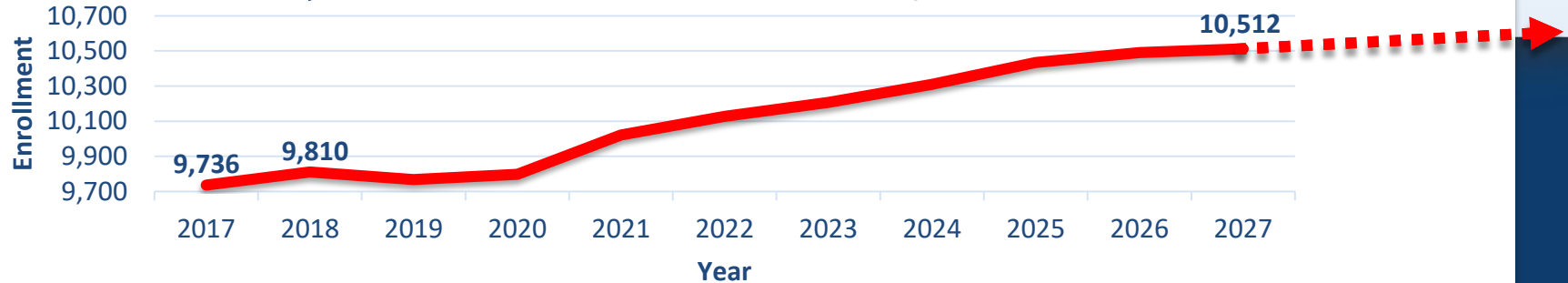
Capacities & Portables	Number of Students <b>(Over)</b> / Under Permanent Capacity			Portables Needed		
Headcount	2017	2023	2027	2017	2023	2027
Elementary	(1,165)	(1,476)	(1,781)	77	*	*
Middle	86	(260)	(456)	22	26	26
High	385	(464)	(334)	18	38	38
Total	(694)	(2,200)	(2,571)	117	*	*

\* To be determined after elementary school boundary process is completed



# Community Conversations

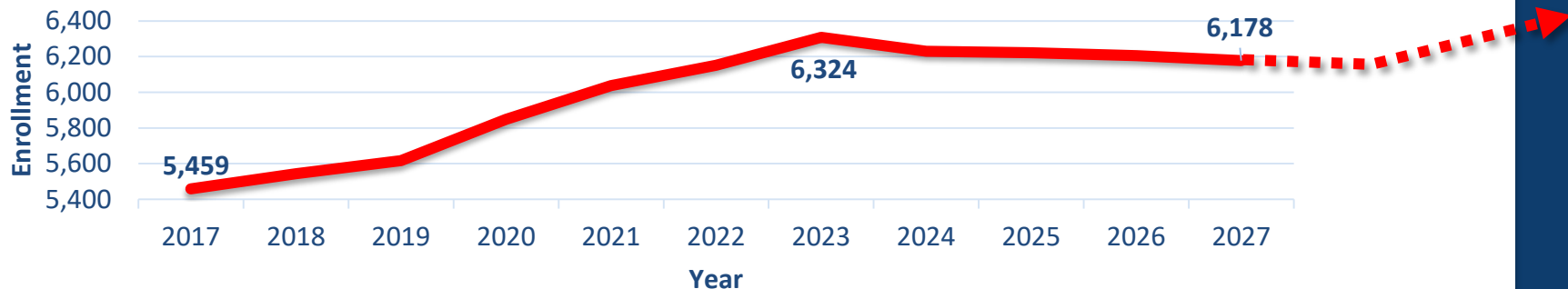
## Elementary school enrollment projections



## Middle school enrollment projections



## High school enrollment projections



Source: Kendrick 2018 medium range enrollment projections



## Why are we growing?

- Birth rates are increasing and this trend is expected to continue. This produces enrollment growth at elementary schools that will roll up to middle schools and high schools
- Fewer single family units are being sold now but more multi-family units are being built, and this trend is expected to continue



## Why are we growing?

- The Puget Sound has a strong economy that is attracting people to this area
- Our share of county K-12 enrollment is 18.3%, and this percentage has increased for the fourth consecutive year
- Everett Public Schools is a high performing school district and student achievement continues to improve





## Overcrowding at Jackson HS

### Impacts on students and staff

- Parking lot congestion – too many cars and too few parking stalls
- Too much time getting into and out of parking lots and commuting to and from school
- 22 full size buses and 14 small buses today estimated to increase to about 28 and 17 by 2023
- Central support spaces overloaded (library, cafeteria, gym, offices, restrooms, etc.)
- More reliance on portable classrooms



## Overcrowding at Jackson HS

### Impacts on students and staff

- Reduced capacity to overcome barriers to access
  - Reduced access to counseling and academic support
  - Harder to get after-school help from teachers
  - Less access to athletics teams and extra curricular activities
- Lunch times more congested, reducing time to eat
- Custodial cleaning challenges
- Accelerated wear and tear on the buildings, fields, and portables



## March 30, 2017 board workshop summary

### Options presented

- Build new high school
- Continue to add portables
- Shift boundaries
- Modify school schedules

### Major themes from community input

- Significant support for a new high school, and for construction to occur as soon as possible
- Opposition to busing, portables, and major changes to school schedules



## Addressing high school growth

### Option A – Revise high school boundaries

- Shift boundaries to move students northward; approx. 375 students from JHS to CHS, and approx. 375 students from CHS to EHS
- Implement boundary change beginning fall 2019
- No additional portables will be needed at Jackson HS (17 to remain), Cascade HS will need about 8 portables, and Everett HS will need 2 or more portables
- Guiding principles, staff support, and facilitator similar to elementary school boundary process



## Addressing high school growth

### Option A – Revise high school boundaries

	Permanent Capacity	2017 Enrollment	2023 Enrollment
Jackson HS	1,759	2,137	2,139
Cascade HS	1,795	1,743	1,983
Everett HS	1,930	1,398	1,961
Total	5,484	5,278	6,083

Source: Kendrick 2018 medium range enrollment projections

# Community Conversations



## Jackson High School






# Community Conversations



## Cascade High School



# Community Conversations



## Everett High School







## Addressing high school growth

### Option B – Add more portables

- Continue to provide portables as needed
- Facilities estimates 30 portables will be needed at Jackson HS (17 existing) and 8 at Cascade HS (1 existing) by 2023
- Locating 13 new portables at Jackson HS will be a challenge
- After 2023, no additional portables are projected to be needed at high schools for enrollment growth until about 2030



## Addressing high school growth

### Option B – Add more portables

	2017	2018	2019	2020	2021	2022	2023	2024	2025	2026	2027	Total
Jackson HS	17 existing	0	1	4	3	3	2	0	0	0	0	30
Cascade HS	1 existing	0	0	1	2	1	3	0	0	0	0	8
Everett HS	0 existing	0	0	0	0	0	0	0	0	0	0	0



## Addressing high school growth

### Option B – Add more portables

	Permanent Capacity	2017 Enrollment	2023 Enrollment
Jackson HS	1,759	2,137	2,514
Cascade HS	1,795	1,743	1,983
Everett HS	1,930	1,398	1,586
Total	5,484	5,278	6,083

Source: Kendrick 2018 medium range enrollment projections

# Community Conversations



## Jackson High School






# Community Conversations



## Cascade High School





## Addressing high school growth

### Option C – High school schedule change

- Three common alternative scheduling options are double-shifting, staggered start, and year-round school
- Double-shifting is the most commonly applied scheduling option for overcrowded schools\*
- End-on shifts, overlapping shifts, and length of school week shifts are common models for a double-shift school schedule\*\*

\* Source: Linden, Toby. 2001. *Double-shift secondary schools: possibilities and issues (English)*. Human Development Network. Secondary Education working paper series. Washington, DC: World Bank.  
<http://documents.worldbank.org/curated/en/819151468740107174/Double-shift-secondary-schools-possibilities-and-issues>

\*\* Source: Bray, Mark. 2008. *Double-shift schooling: design and operation for cost effectiveness*. UNESCO: International Institute for Educational Planning.  
<http://unesdoc.unesco.org/images/0016/001636/163606e.pdf>



## Addressing high school growth

### Option C – High school schedule change

“In the view of many people, these problems (of double-shifting) outweigh the benefits. Public opinion often opposes introduction of double-shifts on the grounds that the system can save money but creates educational and social problems.” (Bray, p. 20)

“Policy Makers would be wise to consider the practicalities of implementation, without which they may find that their overall intentions may be thwarted.” (Bray, p. 20)

Source: Bray, Mark. 2008. *Double-shift schooling : design and operation for cost effectiveness*.  
UNESCO: International Institute for Educational Planning.  
<http://unesdoc.unesco.org/images/0016/001636/163606e.pdf>



**We need your input!**

## **One on one conversations**

- What options do you prefer? Why?
- What are your thoughts, ideas, or concerns related to these or other options?

**District administrators be ready to report out by about 7:00 p.m.**





## District administrators: What did you hear?

- What options do you prefer? Why?
- What are your thoughts, ideas, or concerns related to these or other options?

## Wrap up

# Community Conversations



## Next steps

May-June, 2018

Board and staff review input from community conversations

June 19, 2018

Board considers community input and responds to staff recommendation of preferred option

July-Sept., 2018

Additional public comments gathered on preferred option

Sept. 11, 2018

Board considers additional public comments; provides direction to staff

Fall 2018

Implementation plan initiated in preparation for fall 2019



**Thank you for your participation!**